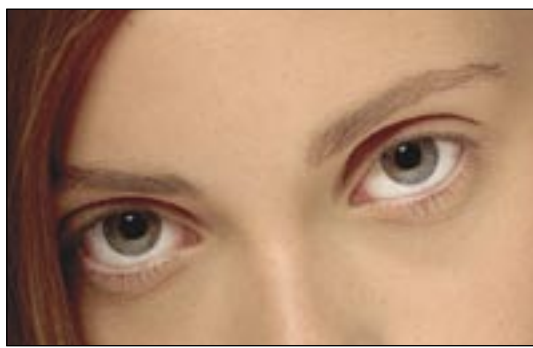


eye CATCHING

PICTURED: SHU UEMURA EYELASHES,
AVAILABLE FROM WWW.DOORONE.COM.AU



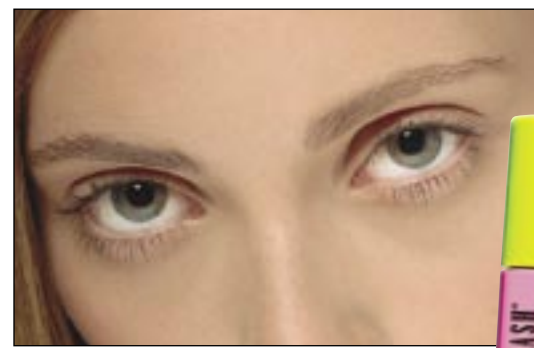
Nude

Starting from scratch we take the lash from day to night with a sweep of three magic wands.



Estee Lauder More Than Mascara, \$40

This is a newie from Estee Lauder and the first mascara of theirs I've loved. A great wand that gets great coverage. Lashes look dramatically longer and curl beautifully.



Maybelline Great Lash Mascara, \$14.95.

Maybelline claims that one of these is sold every 1.9 seconds globally. It's lightweight and keeps lashes soft and full – perfect for day wear.



Christian Dior Blackout, \$49

Perfect for evening va-va-voom. A stubby wand that coats and coats the lashes making for thick, curled bedroom eyes.

✦ No more Alice Cooper eyes. Just in time for summer, Chanel has released a waterproof version of its Inimitable mascara – my favourite. \$50, from Myer and David Jones.
✦ M.A.C. Plushlash Mascara, \$25, from Myer, city. It has a full and thick wand that doesn't miss a lash. Plush and lush. Love it.

NEW

NOW MORE THAN EVER THE **BEAUTY** FORECAST IS FOCUSED ON THE EYES, THICK, BRUSHED-UP BROWS AND WELL-GROOMED **LASHES**. HERE ARE SOME GREAT WAYS TO MAKE OUR PEEPERS FEEL FULLY DRESSED AND FLUTTERINGLY FEMININE.

Fake eyelashes

"You can create many different eye shapes using lashes," says M.A.C Cosmetics' Nicola Burford. "If a winged look is desired, choose lashes that are tapered and shorter on the inner length and longer on the outer. For a rounder eye shape, choose lashes that form a natural arc with longer lashes through the centre and shorter on the outer ends."

How to apply: Apply thin black eyeliner along the lash line. Curl lash with a lash curler if needed and apply mascara. Depending on the lash and eye shape, the lash width may need trimming – always trim from the outer width as trimming the inner will spoil the shape.

Apply a thin line of lash glue in even amounts along the lash line. Stand facing a mirror and tilt head slightly backwards so you can keep an eye on the mirror. Hold tip of the lash with finger tips and push false lashes into natural lash line. Use the end of a brush or tweezers to help place the false lash into the root of the natural lashes. Leave to dry for two to three minutes. Once dry, using your thumb, gently push your natural lashes into the false lash for the most natural, realistic finish.

Eyelash extensions

I remember first hearing about lash extensions a couple of years ago – it all seemed pretty out there at the time. I've since seen some heinous glue-jobs and heard all the horror stories of women losing all of their lashes from the procedure. Lash extensions have come a long way since then. These days individual synthetic lashes are now painstakingly glued to the single natural lash, both of which fall out when the lash is ready (if they are maintained correctly). The procedure takes about an 1½ hours for a full set, or you can also have a half set applied to the outer corners. There's no pain and the set lasts anywhere from four to eight weeks. In-fills can be applied where necessary.


✦ Full set eyelash extensions, \$150, from Summaglo, Cottesloe. Or for more salons, go to www.lashbeauty.com.

Eyelash conditioner

I've always had short lashes. I look with envy at those doe-eyed dolls born with gorgeous long lashes. When I first heard about this new miracle gel, I scoffed. A product that can grow your lashes? Impossible!

Age Intervention Eyelash Conditioner works. It's not marketed as a lash-growing serum, but a lash conditioner. The way it works is to condition and strengthen the lashes with a special protein technology, delaying them from falling out – in effect allowing them to grow longer and stronger. You need to apply the gel-like eyeliner along the lash line every night for four to 12 weeks. You can't skip a few nights either; you need to be disciplined. I saw results after about six weeks and was thrilled. They were noticeably longer and thicker. The only downside is, once you stop so does the growth.

✦ Age Intervention Eyelash Conditioner, \$275, from The Cosmetic Studio, Subiaco; and Karen Bowen, Applecross.



EYELASH EXTENSIONS





NO. 3 M.A.C. EYELASHES, \$18, FROM M.A.C, MYER, CITY



everyone deserves to have a good time at christmas

The Kmart Wishing Tree has collected over 3.75 million gifts. We support some of Australia's and New Zealand's largest charity groups, including The Salvation Army, Barnardos and The Smith Family.



THE ART OF CHRISTMAS SHOPPING

Art Gallery Shop, Perth Cultural Centre,
James Street Mall, Perth
T 9492 6766 www.artgallery.wa.gov.au
10am - 5pm daily

